

TEACHER EDITION

RCL Benziger

4

# Family Life



TEACHER EDITION

## UNIT 1

# God's Gift of Family

### Background

*The family is the first and fundamental school of social living: as a community of love, it finds in self-giving the law that guides it and makes it grow. The self-giving that inspires the love of husband and wife for each other is the model and norm for the self-giving that must be practiced in the relationships between brothers and sisters and the different generations living together in the family (Familiaris Consortio 37).*

### THE FAMILY IS THE FIRST AND FUNDAMENTAL

school of social living. The family has a special vocation to be the community where people are loved not for what they do or what they have, but simply because they are a person loved first by God. The family is the community in which each member can come to know themselves as well as to help others grow. In God's plan ongoing acts of love in the family nourish each person. When our efforts fall short, God's love sustains us.

Help your students see the importance of cooperation within their families and communities. The Church at the Second Vatican Council affirmed this essential function of the family. The Council taught, "[T]he family, in which the various generations come together and help one another grow wiser and harmonize personal rights with the other requirements of social life, is the foundation of society" (*Gaudium et Spes* 52).

Each person in the family grows to their fullest potential in the process of giving and receiving. Provide students concrete, practical examples of the

#### Additional Background

*Catechism of the Catholic Church: §§ 1657, 1882, 2201–2203, 2205, 2225–2226, 2685*



interdependence and obligations within the family. Share with them examples from your own life and invite them to share examples from their own families.

### FAMILY RULES, BOTH BIG RULES AND LITTLE RULES,

guide families in growing in love, responsibility and other virtues. It is in the family that children first learn, practice and develop those virtues that guide and foster living the Great Commandment in a responsible and dependable way. Learning the virtue of responsibility is a big step for children as they grow up and mature.

All good family rules flow from and are expressions of God's Law. Living by such rules contributes to the moral, social and spiritual development of both individual family members and of the whole family community. Establishing clear family rules and living by them is especially important for keeping harmony within the family. The way that a family integrates good family rules is an expression of the honor and the respect family members have for one another.

**Bolster confidence  
and continued  
spiritual growth**

### FREQUENT COMMUNICATION WITH GOD IS A WAY

for families to understand their interconnectedness with the whole Family of God, the Church. Prayers within the classroom should support and encourage prayer at home. Encourage frequent prayer by modeling a daily prayer habit yourself. Talk with your students about the value of personal and communal prayer. Start with memorizing simple prayers, like those in The Catholic Home section of the student book.

### For Reflection

#### Read and reflect on the following:

*"All members of the family . . . have the grace and the responsibility of building, day by day, the communion of persons, making the family, 'a school of deeper humanity'"* (Familiaris Consortio 21).

- ▶ How consistently can the members of my family count on me?
- ▶ What might I do to model living the virtue of responsibility for the students?

## Child Safety


Children of this age are accustomed to taking orders from adults and older children. A child abuser can take advantage of the child's eagerness to do what is asked. This unit will help students to understand that it is okay to question or to say no to orders or requests that they feel are unusual or dangerous or that cause them to feel uncomfortable (such as improper touching) even when the order or request comes from an adult.

**Give children the safety skills they need**

## Family Time

### Partnering with the Family

Religious formation of children is the primary responsibility of parents or guardians. The Family Time pages that begin each unit of *Family Life* help parents and other members of the family fulfill this responsibility. By sending these materials home, you are working in partnership with the parents to help them and their children to continue to grow as a healthy and holy family.



**Promote and support healthy family life**

# LESSON 1 PLANNER

**Goal:** To help students understand the importance of being dependable and responsible members of their families

## Engage

Page 33

### Objective

To explore what it means to be dependable

### Family Time

Ensure that each student tears out their Family Time page to complete at home

### Pray

Give thanks for families

### Focus

List ways in which students have helped others

### Discover

Discuss some responsibilities students have at home

## Teach

Page 34

### Objective

To understand ways students can be dependable

### Focus

**Catholics Believe:** Being created in the image of God

### Explore

Read, discuss and summarize the importance of appropriate ways for students to be dependable

### Connect

**Growing in Virtue:** Justice

List ways that various people show that they are dependable

## Apply

Page 36

### Objective

To help students show that they are dependable

### Focus

Recognize that responsibilities increase as we get older

### Discover

**Catholic Family Album:** St. Elizabeth Ann Seton

Understanding the importance of self-giving love

### Integrate

Identify ways to show their family that they are dependable

### Pray

The Lord's Prayer

**Flexible plans  
to suit your time  
frame**

## Vocabulary Preview

**Dependability**—trustworthy, can be relied on

**Dependence**—relying on someone for help and support

**Guidance**—the help and support people give to others in need

**Justice**—giving to another what is due to them—what is theirs by right—or ensuring that they have what they need

**Obligation**—the action of committing oneself in service to or benefit for another

**Responsibility**—accountable for what happens

**Self-giving love**—being unselfish with our time, talent and treasure through the giving of ourselves for another's benefit

## Materials Needed

- ▶ writing paper
- ▶ pens, pencils
- ▶ art supplies
- ▶ Bible
- ▶ Lesson 1A and 1B Activity Masters

## Call to Prayer

*God, help me today and always to be a living sign of your love to my students, to expect the best of them and to encourage them to depend on you. Amen.*

# Being Needed

LESSON  
1

## Ricky to the Rescue

Ricky's mother was lying on the sofa with a white cast on her right arm. Two green pillows propped up her arm to help reduce the swelling. The day before, she tripped on a broken porch step, fell and broke a bone in her arm.

"I need your help," Mom told Ricky. "I'll be depending on you for a few weeks now. I'd like for you to cook dinner for us. Jack and Linda will be home in time to help with the cleaning afterwards."

Ricky scratched his head. He was confused. His own mother, "Super Mom," was asking for his help! Ricky saw the look of pain on her face. She really needed him!

"No problem, Mom," said Ricky. "Cooking dinner might be fun!"

"Right now, I have to rest. Everything you need is in the kitchen," Mom assured Ricky. "Call me if you need some help."

As his mother shut her eyes, Ricky went to the kitchen. She had put out all the things with instructions on making a hamburger casserole and rolls. At 5 P.M., Ricky slid the casserole and rolls into the oven. The kitchen was a bit messy, but dinner would be a feast!

Ricky felt proud. He was glad that his mother was willing to depend on him. Ricky slipped outside to play basketball for a few minutes. He sank basket after basket. Then he heard Jack and Linda come up behind him.

"Nice basket!" Linda said. "You're a hot shot!" Jack said.

"Yeah," Ricky said smiling, "out here and in the kitchen, too!"

### This lesson will help you to:

- **explore** the importance of being someone your family can depend on.
- **discover** ways to be a responsible member of your family.
- **make** choices to show your family that they can depend on you.



How can you show responsibility to your family?

Being Needed 11

## Teaching Tip

**Child Safety:** You will find child safety teaching suggestions embedded within each of the lessons of this course. The lessons are designed to provide students with the knowledge and skills that they need to live safely in today's world. The teaching suggestions are integrated into the lessons and are to be treated similar to any other teaching suggestions offered.

The child safety approach offered here is based upon three fundamental principles, the 3 R's of child safety: (1) **Recognize** the situation, (2) **Respond** appropriately and (3) **Report** the situation to a trusted adult. When you make these child safety suggestions a part of your lesson, you provide the students a firm foundation for healthy living.

Helpful and effective teaching tips make your job easier

## ENGAGE

### Objective

To explore what it means to be dependable

### Pray

Invite students to give thanks to God for their families.

### Focus

- ▶ Ask: When have you helped someone in need? Encourage students to provide details of how they have helped.
- ▶ Tell students that they will now see how Ricky helped someone in need.

### Discover

- ▶ Read the story "Ricky to the Rescue." Pause occasionally to ask students to react to the story.
- ▶ Ask: How would you feel if you were asked to make dinner for your family? (*frightened, unsure, confident*)
- ▶ Ask: How did Ricky feel after his mother asked him to help? (*confused, then proud*)
- ▶ Ask: What responsibilities do you have at home? Note that some students may be asked to take on more responsibilities than others.
- ▶ Have students answer the question at the bottom of the page. Praise the students who answered for being so dependable.

Note: The multi-colored dotted box contains child safety content.

Student page 11 33

## TEACH

### Objective

To understand ways students can be dependable

### Focus

- ▶ Read the Catholics Believe feature. Remind students that they can choose to help others because they are created in God's image and likeness.
- ▶ Have students respond to these questions: When have you given time to help others? When have others helped you?

### Explore

- ▶ Read aloud, "I Depend on You." Pause occasionally for students to react or ask questions.
- ▶ Use these questions to explore the reading: What characteristics does a dependable person have? (*trustworthy, responsible, diligent, etc.*) What does the word "obligation" mean as used here? (*the need to take care of one's responsibilities*)
- ▶ Discuss and elaborate: How do you show your family and friends that you are responsible? Provide examples as needed. (*doing what you are asked to do by a trusted adult; keeping your promises; doing chores without complaining; completing homework without being asked*)

**Connect solid Catholic teaching with every day living**

34 Student page 12



### Catholics Believe

God created us in his image and likeness. He created us to live in communion with him and with one another.

### I Depend on You

"I need your help." These are words used in every family. Husbands and wives say them to each other. Children say them to their parents, and parents say them to their children. You depend on your family, and your family depends on you.



Think about some of the many ways that you depend on your family.



There are many things you need that you cannot provide for yourself, like food, clothing and a place to live. You need check-ups from doctors in order to stay healthy. You need teachers to help you learn about the world. Most importantly, you need your family to keep you safe and to help you grow in love and faith.

You depend upon others for things that money cannot buy. Your family helps you fulfill these needs. Family members give you love. They give you encouragement when you try to do difficult things. Loving family members also provide guidance. That means that they give you good advice when you are not sure what to do. Sometimes you are faced with difficult decisions. When this happens, members in your family can give you guidance to help you determine what the right choice is.

Our Church family needs each of us as well. We support and pray for one another.

At Mass we need everyone to participate in order to best praise and thank God for the gifts he has given to us.

Your family depends on you. They trust that you will be responsible and that they can depend on you not only at home, but in other places too. You show responsibility and dependability at school, at your friend's home and at church. Being responsible to your family and friends shows that they can depend on you to meet your obligations to them.

12 Being Needed

### Teaching Tip

**An Encouraging Environment:** The learning process is best nurtured in an inviting atmosphere. Students should be encouraged to ask questions, knowing that every inquiry will be treated with respect. Making mistakes can become a learning opportunity.

**Good Study Habits:** Some students may have difficulty in showing responsibility when it comes to completing home activities. Take time to review good study habits such as setting up a routine time for studying, finding a quiet place to better focus and charting or tracking assignments.

## TEACH

When you act this way, you practice the virtue of justice. You honor your parents and demonstrate your love for them by doing what they ask. You show that others can depend on you by giving your time and talents to help someone else. Perhaps someone in your family just needs you to be there with them for support.

Helping and being helped depends on love. When we give and receive love, we become better persons and a stronger family closer to God.

### Growing in Virtue

**Justice** is the virtue that strengthens us to act responsibly and give to others what is due to them—what is their right—or making sure they have what they need.

### “Being Dependable”

Complete the chart by naming ways you can show each group how they can depend on you.

#### Activity

Family Members	Classmates

Easily identified  
child safety  
content

Being Needed 13

- ▶ Explain that keeping promises is one way of showing dependability. However, students should not keep promises that might put them at risk or force them to do something that they feel is wrong. Ask students for examples of this. (*When you promise a friend not to tell when they plan to do something that may be dangerous. When an adult or older child asks you to do something and keep it a secret.*)

- ▶ Help students to understand that the concepts of self-giving, obligation and justice are connected.

### Connect

- ▶ Inquire: What does “to act justly” mean to you? Read the Growing in Virtue feature, and then have students create a class list of examples of how someone can practice the virtue of justice.
- ▶ Ask: What are three ways that your family helps you as a student? What jobs do your family members depend on you to do? Give examples of family chores you had as a child.
- ▶ Explain that when we help others with our time and talent, we live the cardinal virtue of justice.
- ▶ Have students complete the activity on the page. If needed, have them finish the activity at home with their families.

*Note: The multi-colored dotted box contains child safety content.*

## Extending the Lesson

**Using Activity Master 1A:** Activity 1A is a word game designed to teach students more about responsibility.

**Basic Needs:** Have students list their basic needs. Ask: What do you need that is not a thing? (*love, forgiveness, guidance, etc.*) Have students circle the things that their families provide for them.

**Modeling Responsibility:** Ask: What are some examples of people acting responsibly? Name a person who you think is a good role model for responsibility. What characteristics do these people frequently demonstrate?

## APPLY

### Objective

To help students show that they are dependable

### Focus

Discuss and elaborate: What are some changes you go through as you grow up? (*need new shoes, bigger clothing*) Explain that as students grow in size, they also grow in their ability to love; growing in love means learning how to recognize and respond appropriately to the needs of others.

### Discover

- ▶ Read the Catholic Family Album. Ask: How did St. Elizabeth Ann Seton demonstrate her love and obligation to her family and others? (*She provided for them as a teacher and especially as a mother.*)
- ▶ Read "Giving of Self." Explain that we all have a responsibility to share our love appropriately as we grow older. Sharing our love appropriately means acting responsibly and fulfilling our obligations to family and trusted friends.

### Integrate

Have the students answer the questions on the page. Invite volunteers to share their responses. Encourage students to consider who they would want to have mentor them or help them nurture their talents, like a coach.

### Pray

Pray the Lord's Prayer together as a class.

### Catholic Family Album

**Saint Elizabeth Ann Seton** was born in the United States in 1774 right before the Revolutionary War. When her husband died, she was left to raise five children on her own. To help raise her children, she became a teacher. She later started the first Catholic school in the United States. After her own children grew up, Elizabeth began a community of religious sisters. She showed her responsibility for her own family and many others too.



### Giving of Self

As you grow, you are learning how to grow in love. You come to see that loving includes both giving and receiving. When you give of your time and talents for the benefit of someone else, you demonstrate self-giving love.

You are growing in love, as well as in height. When you are dependable and responsible, you are growing in love. Answering these questions can help you make a decision to grow in self-giving love.

1. When did I see someone in my family in need?

---

---

---

---

---

---

2. What will I do to show my family that they can depend on me?

When someone is \_\_\_\_\_, I will \_\_\_\_\_

---

When someone is \_\_\_\_\_, I will \_\_\_\_\_

---

When someone is \_\_\_\_\_, I will \_\_\_\_\_

---

## Extending the Lesson

**Using Activity Master 1B:** Activity 1B provides students with a copy of the Lord's Prayer that they can use to pray at home. A modern rephrasing of the Lord's Prayer is also provided. You can expand the lesson using this activity by having students rewrite the "Lord's Prayer" (see Matthew 6:9–13) in their own words.

**Broadening the Circle:** Have students consider other people whom they might want to help outside of their own families. For example, they might answer the questions on this page for members of their "classroom family," "family of friends," or "parish family." Invite volunteers to share their responses.

Encourage growth and self-discovery



# ONLINE ACTIVITIES FOR LESSON 1

Activity Master 1A

Name \_\_\_\_\_

### Hidden Treasure

What's a treasure that grows as you grow up? It's one of the most important things you can give to yourself and to your family. To find the hidden treasure, read each sentence, then print the circled letter in the box.

- GIVE YOU<sup>(R)</sup> HELP.
- PEOPLE N<sup>(E)</sup>ED YOU.
- DO YOUR BE<sup>(S)</sup>T.
- OTHERS DE<sup>(P)</sup>END ON YOU.
- KEEP YOUR FAMILY STR<sup>(O)</sup>NG.
- KNOW YOU ARE N<sup>(E)</sup>EDED.
- DO FAMILY JOB<sup>(S)</sup> WELL.
- TH<sup>(I)</sup>NK OF OTHERS.
- B<sup>(E)</sup> CLOSE TO GOD.
- F<sup>(I)</sup>LL NEEDS.
- SHOW L<sup>(O)</sup>VE.
- FORG<sup>(I)</sup>VE.
- GIVE T<sup>(H)</sup>ANKS.
- HOORAY FOR Y<sup>(O)</sup>U!

© 2011 Publishing LLC

R

E

S

P

O

N

S

I

B

I

L

I

T

Y

Write the name of the treasure here.

RESPONSIBILITY

Family Life Grade 4

Activity Master 1B

Name \_\_\_\_\_

### Think about the Lord's Prayer

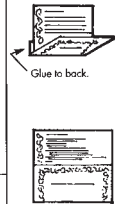
When you say the Lord's Prayer with your family, think what the words really mean. Cut, fold and glue the two sections together as shown. Compare the prayers.

**The Lord's Prayer**


Our Father, who art in heaven,  
hallowed be Thy name.  
Thy kingdom come;  
Thy will be done  
on earth as it is in heaven.  
Give us this day our daily bread,  
and forgive us our trespasses,  
as we forgive those who trespass against us.  
And lead us not into temptation,  
but deliver us from evil.  
Amen.

---

God, our loving Father,  
Your name is holy.  
Help us do what's right.  
Help us fill each other's needs.  
Forgive us when we don't live up  
to the best that's in us.  
Help us forgive others,  
and protect us from harm.  
Amen.



Glue to back.



FOLD

© 2011 Publishing LLC

Family Life Grade 4



## How to Find It How to Use It

### Step 1: Click & Select



Click on the link.  
Then select the activity master you need

### Step 2: Print & Copy



Print each activity master in advance.  
Then copy enough for everyone in the class

### Step 3: Share & Discuss



Once students have completed the activity,  
have them share and discuss their responses

Just click and print  
to extend and  
reinforce learning

RCLBFamilyLife.com